

MONARCH 6036

60" x 36" x 20"

Monarch is a refined collection of therapeutic baths with distinctive Quartz deck surfaces, for a look that's noble and pure.



Jet Black quartz deck and skirt

PRODUCT NO.

MODEL	TMU	TUB
Standard (S)*	BMOFRB00T-XX	BMOFRB00N-XX
Grand Luxury (GL)*	BMLFRB00T-XX	BMLFRB00N-XX

THERMOMASSEUR (TMU)

Hydro-thermo massage • Air jet system

S **\$5,990** GL **\$9,715**

Jets	40
1 heated backrest	Included
MiaPlus® Control (not installed)	Included
BU-Touch Control Application BUTOUCH	\$430
Geysair®	Included
AromaCloud®	N/A
AromaFlow*** BAROMAF NEW	\$950
Illuzio Chromatherapy BCHRO6	\$925

TUB Soaker

S **\$3,740** GL **\$7,470**

AromaCloud®	N/A
AromaFlow*** BAROMAF NEW	\$950
Illuzio Chromatherapy BCHRO6	\$925
WarmTouchShell® BWTS	\$1,125
DOT control	Included with therapy

FEATURES

Installation type	Drop-in & Alcove (3 walls)		
No. of bathers	↓	Imp. gallons	40
US gallons	48		

INTEGRATED WASTE & OVERFLOW **BOVERINI-XX**



White 01 , Chrome 07 , Brushed Nickel 09 , Polished Nickel 10 , Matte White with UltraVelour finish 32	Installed & Included
-------------------------------------------------------------------------------------------------------------------------------------------	----------------------

STANDARD COLOR (inner shell)

	Included
White 01	

QUARTZ DECK COLOR






S* **BDMO6036-XX** GL* **BDML6036-XX**

			Included	Included
Grey Expo 21	Jet Black 23	Lagos Blue 24		

OPTIONS (UPCHARGE APPLICABLE)

QUARTZ DECK COLOR

S* **BDMO6036-XX** GL* **BDML6036-XX**

		\$480	\$1,475	
Quasar Light 25				
			\$540	\$1,740
Piatra Grey 26	Bianco Drift 31	Woodlands 30		
		\$1,200	\$3,780	
Statuario Maximus 29				

FINISH (inner shell)

UltraVelour Matte Finish (white only) BVEL1	\$650
----------------------------------------------------	-------

QUARTZ SKIRT **6018** (60" x 18 7/8") **BSM6018-XX**

Grey Expo 21	\$1,195
Jet Black 23 , Lagos Blue 24	\$1,315
Quasar Light 25	\$1,860
Piatra Grey 26 , Bianco Drift 31 , Woodlands 30	\$1,915
Statuario Maximus 29	\$2,700

TILE FLANGE (specify right or left)

Ordered with bath (not installed) BTILEN	\$79
Factory-installed. Right BTILER , Left BTILEL , Special installation BTILEO	\$155

INTEGRATED WASTE & OVERFLOW **BOVERINI-XX**


Matte Black 19 , Satin Brass 18	\$120
-----------------------------------------------	-------

WASTE & OVERFLOW **16" x 35"** **BOVER16-XX**

Chrome 07	\$260
White 01	\$290
Brushed Nickel 09 , Polished Nickel 10 , Oil-rubbed Bronze 11	\$400

IF REQUIRED BY CONSTRUCTION CODE

Brass waste & overflow kit** BDRCOB	\$240
Brass waste kit** BDRCB	\$60
16" x 35" Cable driven brass waste & overflow kit BOVERBR	\$240

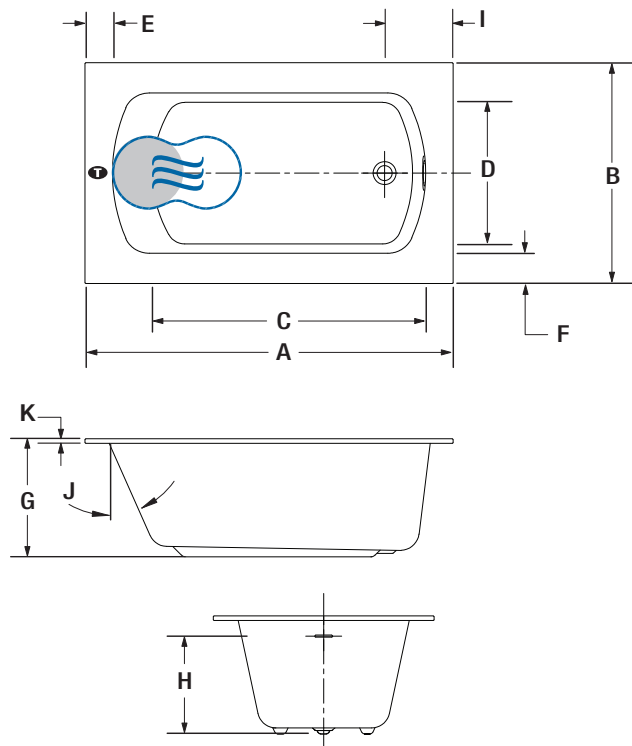


MONARCH 6036



Bianco Drift quartz deck

INSTALLATION



LETTER	DESCRIPTION	MEASURE
A	Total length	60"
B	Total width	36"
C	Bathing well length (at height of jets)	42 3/8"
D	Bathing well width (at height of jets)	22 3/4"
E	Deck width (edges)	4 5/8"
F	Deck width (sides)	5 1/8"
G	Bath height	19 7/8"
H	Maximum water level Maximum water level with AromaFlow	15 1/16" 13 3/16"
I	Outside edge to center drain	11 1/8"
J	Slope of backrest	24°
K	Quartz deck height	3/4"

- Turbine position (TMU)
- Indicates heated backrest (TMU)
- Indicates WarmTouchShell® position (TUB)

Don't forget that this model is available in **White only with choice of quartz deck color**. Don't forget to specify the **finish of the integrated waste & overflow**.
 * Standard: Quartz deck with seam. Grand Luxury: one piece Quartz deck.
 ** When ordered with integrated waste & overflow.
 *** When ordering an AromaFlow, an Integrated waste & overflow is mandatory (Included). Specify the finish of the waste.

TECHNICAL SPECIFICATIONS

Hot water supply required	The hot water supply should be 70% or more of the bath's total water capacity.
Turbine	Access to the pump must be at least 18" x 22". Standard connection is 20 A, 120 V, 60 Hz , dedicated line with a Ground-Fault Circuit Interrupter (GFCI). For any additional option, a second line is needed 15 A, 120 V, 60 Hz , dedicated line with a GFCI.
Others	<ul style="list-style-type: none"> - The Geysair® is located on the same side as the heated backrest. It must NOT be relocated. It must be connected to the hot water supply and be accessible (provide access). - Control cannot be installed on the Quartz deck. - Optional tile flange (specify right or left). - The water level will be lower when an AromaFlow is installed.

Our products must be installed by certified professionals only and according to our Monarch Installation Manual as well as federal, provincial/state and local building codes and regulations (www.bainultra.com/dealers/dealer-documentation-and-catalog).

Approx. shipping weight	244 lb
Turbine power	550 W
Air heater	600 W
WARRANTY	
Controls-LED-Geysair*	5 years
Quartz deck*	15 years
Bath & turbine*	20 years

* Some restrictions apply | www.bainultra.com/warranty

The specifications shown indicate the outer edge dimension and the inside bathing capacity dimension measured at air jets' height. The manufacturer accepts a 1/4" [0.64 cm] variance. There are variations on each product and specifications are subject to change as we improve upon our product as required. The dimensions needed for site preparation and structure building will differ. BainUltra® assumes no responsibility for preparatory work done prior to the product being on site.