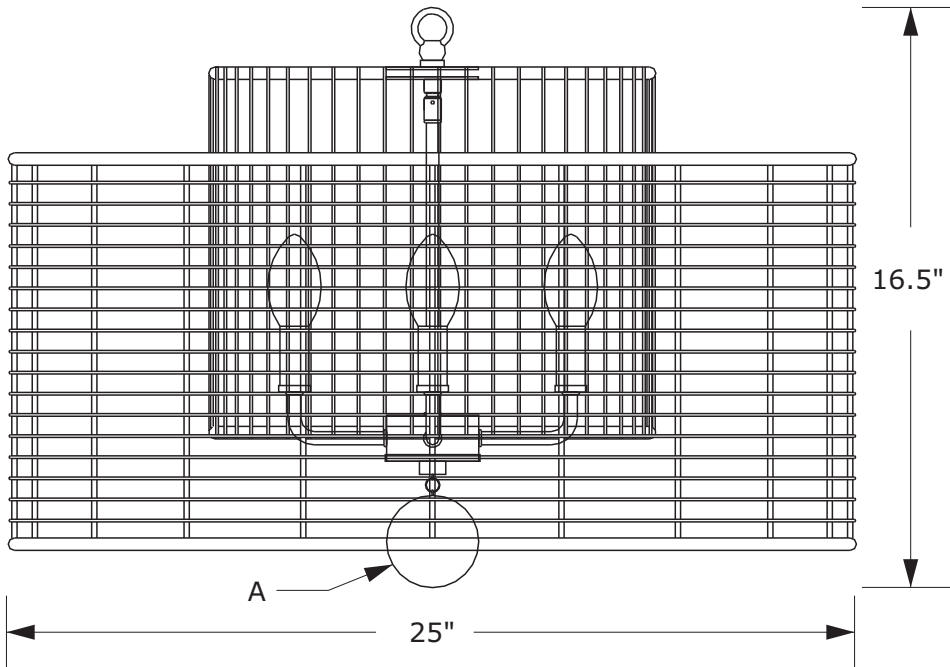


# CRYSTORAMA

LIGHTING THE WAY FOR SIXTY YEARS



## ASSEMBLY INSTRUCTION MODEL #JAY-A5004-BS



All electrical components must be installed by a licensed electrician in accordance with the National Electric Code and the appropriate local electrical codes.



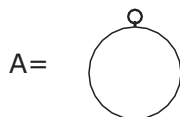
You will need 4 -Candelabra Base Bulb  
40 Watts Recommended 60 Watts Max.  
USE LED BULBS FOR EXTENDED USE

### How to Install

- 1.Place the candle sleeve onto the socket, and insert recommended bulb (not included).
- 2.Hang the wood ball "A" onto the bottom of fixture.

### Hangings

A.1 Set. 70mm



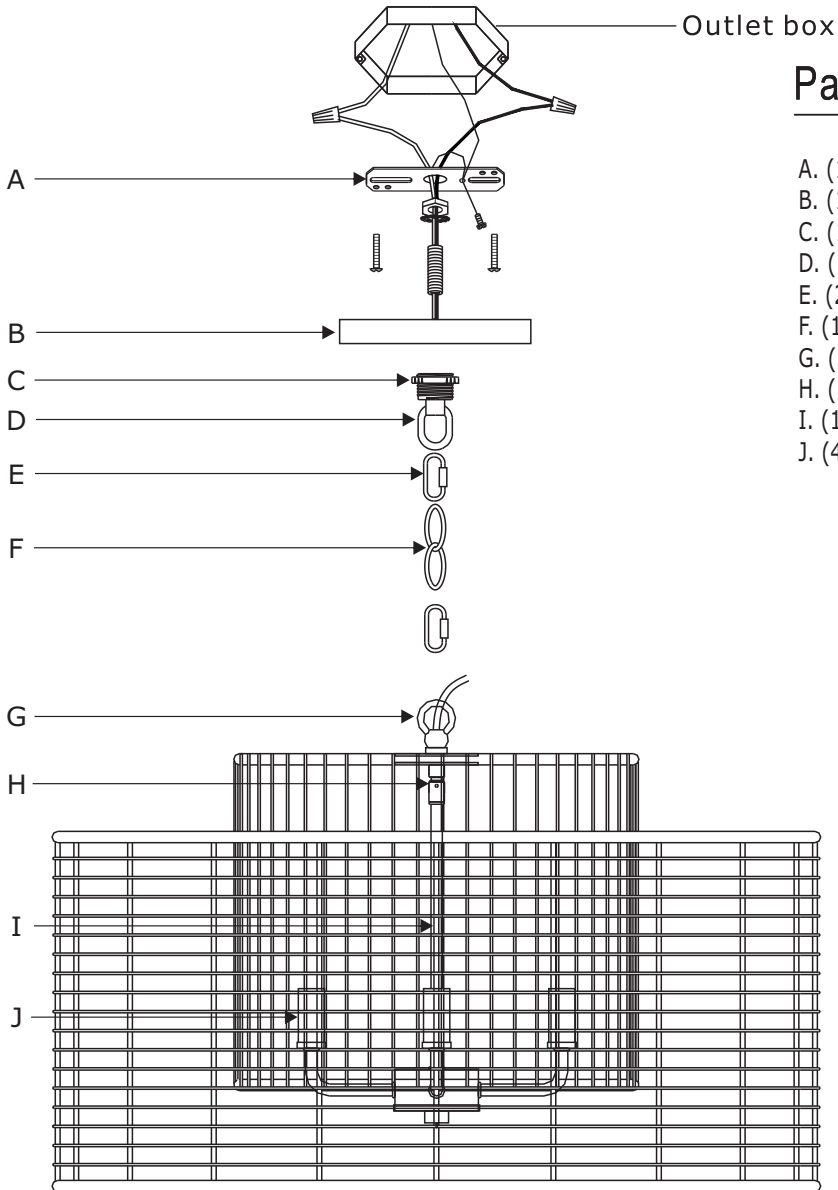
**WARNING:** This product can expose you to Lead, which is known to the State of California to cause cancer and/or birth defects or reproductive harm. For more information go to [www.P65Warnings.ca.gov](http://www.P65Warnings.ca.gov).

# CRYSTORAMA

LIGHTING THE WAY FOR SIXTY YEARS



PART NUMBER MODEL #JAY-A5004-BS



## Part Number

- A. (1) - Mounting Hardware
- B. (1) - Canopy(W4.7",H0.76") #XRE5004BSCAN4.7IN
- C. (1) - Collar Ring
- D. (1) - Collar Loop
- E. (2) - Quick Link
- F. (1) - Hanging Chain(72",4mm) #XRE5004BSCHA4MM
- G. (1) - Fixture Loop
- H. (1) - Swivel
- I. (1) - Center Stem(8.7",9.7mm) #XRE5004BSSTEM8.7IN
- J. (4) - Candle Sleeve(W0.87",H1.97") #XRE5004BCDL1.97IN