

ELICA PRO SERIES LEONE ISLAND


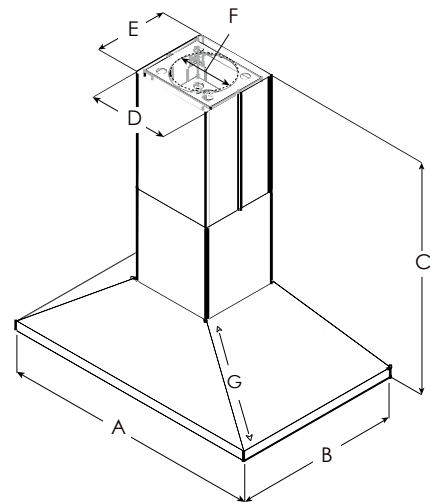


ELICA'S EXCLUSIVE
PLUS FEATURES



Designed to be suspended above a kitchen island, Leone's crisp lines, beveled rim and gleaming stainless steel deliver professional cooking with a sense of style. Give your kitchen a splash of Italian design with a chimney style island hood that has the extra depth and power required to support professional ranges and cooktops.

Available in 36" and 42" widths, Leone Island comes equipped with an extra powerful 1200 CFM internal blower and backlit hidden metallic in/out knobs, which operate the 4 speed blower and LED lighting.



$\geq 24''$

$\geq 36''$

$7'9''-9'10''$

$8'3''-9'10''$

CEILING HEIGHT RANGE

	ELI136S1 ELI136S2	ELI142S1 ELI142S2
A	36" (91.4 cm)	42" (106.7 cm)
B	27" (68.6 cm)	
C	Max: 46 1/8" (118.3 cm) Min: 37 1/2" (95.3 cm)	
D	13 1/4" (33.2 cm)	
E	12" (30.5 cm)	
F	8" (20.3 cm)	
G	12 3/16" (32.3 cm)	







ELICA PRO SERIES LEONE ISLAND



SPECIFICATIONS

	36" Unit	42" Unit
Model: Dimensions: Blower Type (internal): Blower Performance: Speed 1 Speed 2 Speed 3 Speed 4 Noise (sones): Working Speed Finish: Controls: Illumination: (replaceable lamps 1 intensity) Filter Type: Angled Baffle Filters: Duct Transition: Installation Type: Electrical:	ELI136S1 ELI136S2 36"W x 27"D x 12 3/4"H 1200 CFM (4-speed) 375 CFM 640 CFM 940 CFM 1200 CFM Min:3.21, Max:7.7 Stainless Steel Fully retractable rotating knobs with blue backlighting 4 LED, 7.5 Watts LED light Dishwasher-Safe, Professional Stainless Steel 2 8" Round with BackDraft Damper (top only) Ducted Installation Only 120V - 60 Hz	ELI142S1 ELI142S2 42"W x 27"D x 12 3/4 "H 1200 CFM (4-speed) 375 CFM 640 CFM 940 CFM 1200 CFM Min:3.21, Max:7.7 Stainless Steel Fully retractable rotating knobs with blue backlighting 4 LED, 7.5 Watts LED light Dishwasher-Safe, Professional Stainless Steel 2 8" Round with BackDraft Damper (top only) Ducted Installation Only 120V - 60 Hz
KITS: Long Chimney Extension Kit:	KIT0100317	KIT0100317
CONSUMABLE PARTS: Replacement Grease Filter (1): Replacement Light Bulb (1):	GF09EA LMP0131098	GF09EA LMP0131098
*Consumable parts are sold in units of one (1). Order accordingly		
INSTALL HEIGHTS: Ranger Hood: Ranger Hood with extension duct covers:	Min: 8'3", Max: 9'10" Min:10'1", Max:13'6"	

PLUS FEATURES

- 
HUSH SYSTEM - An exclusive sound deadening technology that effectively reduces sound levels by over 35%
- 
LED CONSUMER REPLACEABLE BULB - High quality LED lighting usually requires a skilled technician to replace lamps. Avoid this expense with Elica's new LED lamps that enable homeowners to replace in seconds
- 
SEAMLESS CRAFTSMANSHIP - Heavy gauge stainless steel "Seamless" construction that delivers refined elegance.
- 
STAINLESS STEEL BAFFLE FILTERS WITH GREASE COLLECTORS - Designed for high airflow cooking, the "S" shape design traps high volumes of grease
- 
PROFESSIONAL PERFORMANCE - Special features and high performances for models with aspiration capacity between 600 and 1200 CFM's
- 
HEAT GUARD - Senses extreme temperatures (>158 degrees) and automatically adjusts the blower speed to HIGH