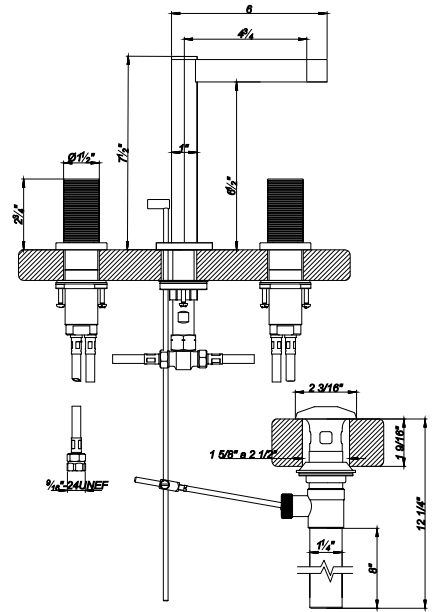


# LOLLIPOP - FV201/J2R

Widespread lavatory faucet with knurled handle ring style and push-down pop-up drain assembly.  
 Juego de lavatorio con volante moleteado estilo anillos y desagüe "pop up".

FRANZ  
VIEGENER









## FEATURES

### CARACTERÍSTICAS

- All brass construction.  
Producto realizado íntegramente en latón.
- Brass valve bodies.  
Cuerpos de válvulas fabricados en latón.
- Quarter-turn ceramic cartridges.  
Cartuchos cerámicos de 1/4 de giro.
- Stationary spout with recessed aerator device.  
Pico con aireador oculto.
- Flexible SS connectors with sediment screens.  
Flexibles con conectores SS y filtro de sedimento.

## COLOR / FINISHES

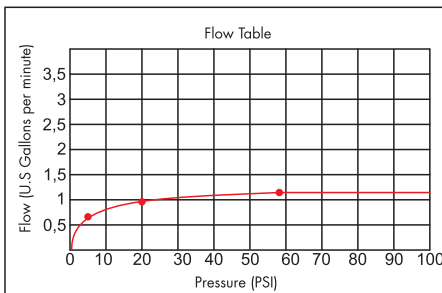
### COLOR / ACABADOS

- |  |  |   |
|--|--|---|
|  PC<br>Polished Chrome. |  PN<br>Polished Nickel. |  BN<br>Brushed Nickel.           |
|  BG<br>Brushed Gold.    |  PG<br>Polished Gold.   |  RG<br>Rose Gold.                |
|  BK<br>Black Chrome.    |  FB<br>Flat Black.      |  UPB<br>Unlacked Polished Brass. |

## FLOW RATE

### CAUDAL

- Maximum flow rate 1,2 gpm (4,5 l/min).  
Caudal máximo 1,2 gpm (4,5 l/min).



## ITEM DETAILS

### DETALLE DE PRODUCTO

## COMPLIANCE CERTIFICACIONES

