

SPECIFICATIONS


Features/Benefits

- 2.5 gpm (9.5 L/min) Max Flow @ 80 psi
- 5 Functions: Wide, Centerjet, Aeration, Massage and Wide + Centerjet
- Dual Valve™ Technology Optimizes Water Flow
- Easy-Glide™ Selector Ring
- Easy Clean Nozzles
- Integral Check Valve



Available Color/Finishes

Color	Description
-------	-------------

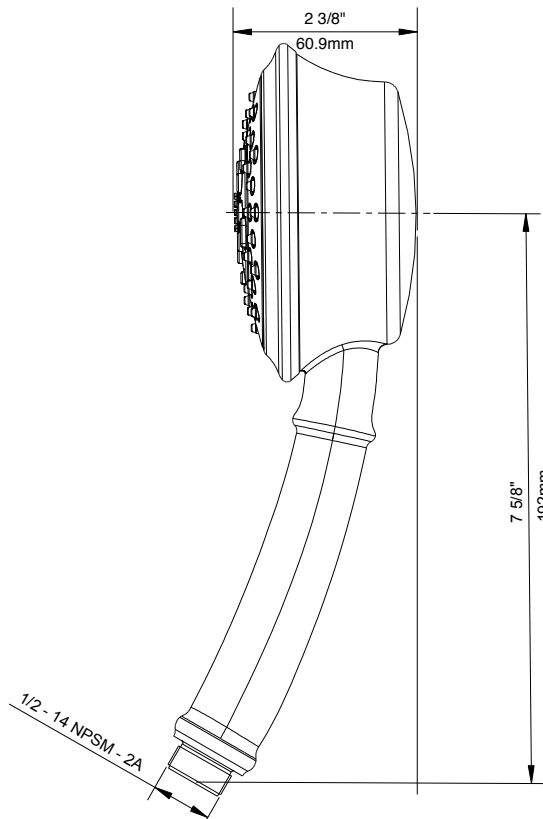
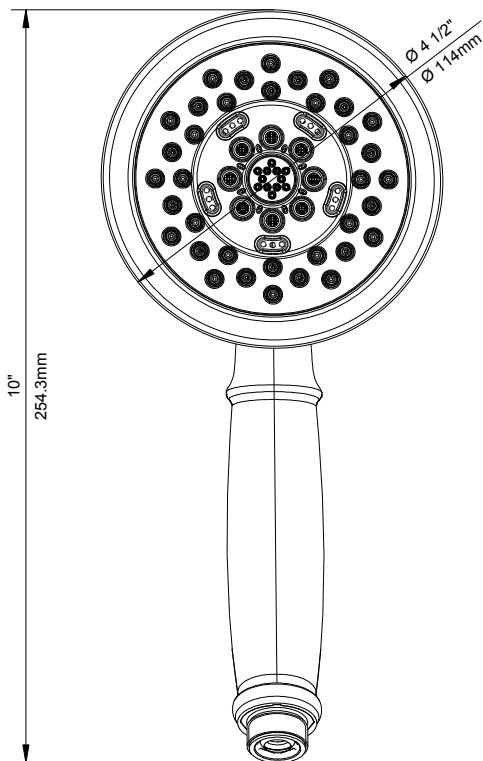
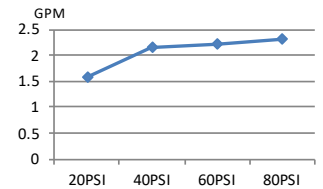
	Chrome
---	--------

Please see danze.com or current price list for available finishes.
Finish is defined by additional suffix.

Standards & Certifications



Flow Rate



Submittal Information:

Name: _____
Location: _____

Contractor: _____
Contact #: _____