

SPECIFICATIONS


Features/Benefits

- Diverter on Tub Spout (D500062LSTC Only)
- Requires Gerber Treysta[®] Rough-In, G00GS50 Series (Horizontal Inputs) or G00GS52 Series (Vertical Inputs), Sold Separately
- Includes Treysta[®] Ceramic Disc Pressure Balance Cartridge
- 12 1/2" Metal Shower Arm, D481162 (D500062LSTC / D500562LSTC Only)
- 7 1/2" Tub Spout, DA606445 (D500062LSTC Only)
- Finish-Matched Deep Wall Kit, D113001, Sold Separately
- Finish-Matched Shallow Wall Kit, GA663B11, Sold Separately



Available Color/Finishes

Color	Description
-------	-------------

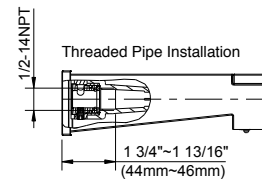
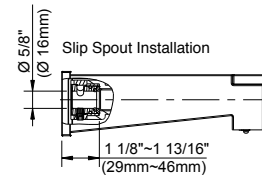
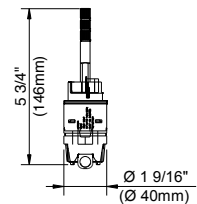
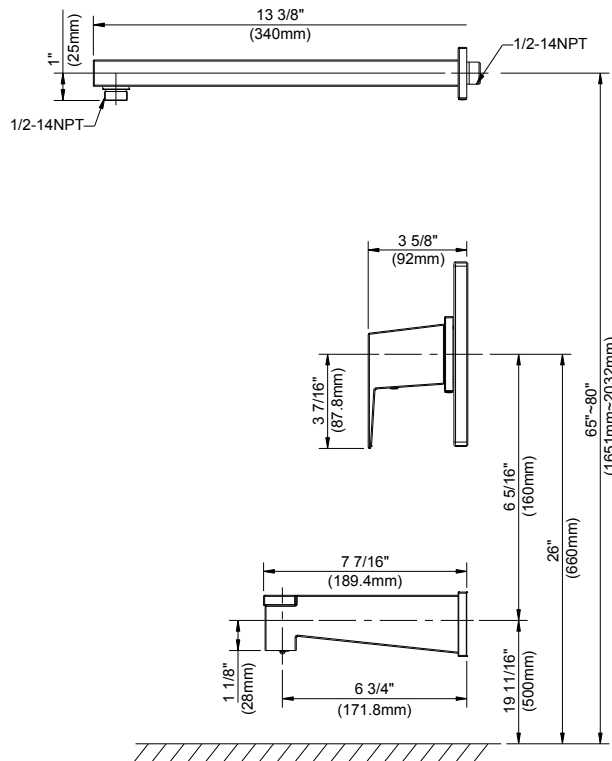
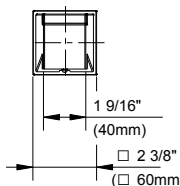

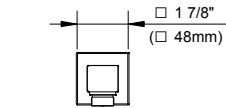
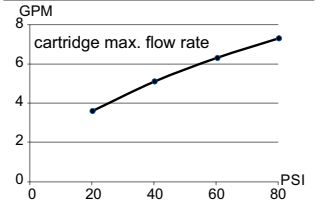
 **Chrome**
Please see danze.com or current price list for available finishes.
Finish is defined by additional suffix.

Standards & Certifications



(Lever Handle)

Flow Rate



Submittal Information:

Name: _____ Contractor: _____
Location: _____ Contact #: _____