


36" Heavy Gauge Chain Flat Grey

4901GR (Flat Grey)

Project Name: _____
Location: _____
Type: _____
Qty: _____
Comments: _____



Certifications/Qualifications

www.kichler.com/warranty

Dimensions

Weight	2.43 LBS
Length	36.00"
Width	1.00"

Mounting/Installation

Interior/Exterior	Interior
-------------------	----------















Product/Ordering Information

SKU	4901GR
Finish	Other
Style	Other
UPC	783927850063


Specifications


Material	STEEL
----------	-------

Additional Finishes


-  Antique Pewter
-  Anvil Iron
-  Black
-  Brushed Nickel
-  Brushed Pewter
-  Brushed Silver & Gold
-  Chrome
-  Distressed Antique White
-  Distressed Black
-  Espresso
-  Flat Grey
-  Fox Gold
-  Londonderry
-  Mission Bronze

 Natural Brass

 Olde Bronze


 Polished Nickel

 Satin Nickel

 Sterling Gold

 Tannery Bronze

 Terrene Bronze

 Weathered Zinc

Kichler

7711 East Pleasant Valley Road Cleveland, Ohio 44131-8010
Toll free: 866.558.5706 or kichler.com

Notes:

1) Information provided is subject to change without notice. All values are design or typical values when measured under laboratory conditions.
2) Incandescent Equivalent: The incandescent equivalent as presented is an approximate number and is for reference only.

KICHLER®