

SPECIFICATIONS

Certifications/Qualifications

www.kichler.com/warranty

Dimensions

Base Backplate	9.00 X 5.00 OVAL
Chain/Stem Length	36"
Weight	25.00 LBS
Height	20.00"
Length	43.00"
Overall Height	58.00"
Width	21.50"

Light Source

Lamp Included	Not Included
Lamp Type	B10
Light Source	Incandescent
Max or Nominal Watt	60.00
# of Bulbs/LED Modules	8
Max Wattage/Range	60.00
Socket Type	CAND
Socket Wire	105

Mounting/Installation

Interior/Exterior	Interior
Lead Wire Length	98
Location Rating	Dry
Mounting Style	Stem Hung
Mounting Weight	25.00 LBS

FIXTURE ATTRIBUTES




Housing

Primary Material	STEEL
------------------	-------

Product/Ordering Information

SKU	52429PN
Finish	Polished Nickel
UPC	783927001724

Finish Options

-  Black
-  Brushed Natural Brass
-  Polished Nickel



ALSO IN THIS FAMILY



52428BK



52428BNB



52428PN



52429BNB



52427BK



52427PN