

SPECIFICATIONS

Certifications/Qualifications

ADA Compliant	No
Prop65	YES
	www.kichler.com/warranty

Dimensions

Base Backplate	5" DIA
Extension	7.00"
Weight	1.42 LBS
Height from center of Wall opening (Spec Sheet)	3.44"
Height	7.69"
Width	5.00"

Light Source

Dimmable	Yes
Expected Life Span (Hours)	1000
Lamp Included	Included
Lamp Type	A19 or S21-EDISON
Light Source	Incandescent
Max or Nominal Watt	60.00
# of Bulbs/LED Modules	1
Socket Type	E26 (Medium)

Mounting/Installation

Install Glass Up or Down	Yes
Interior/Exterior	Interior
Lead Wire Length	6"
Location Rating	Damp

FIXTURE ATTRIBUTES




Housing

Primary Material	Steel
Shade Dimensions	5" D X 4.6"

Product/Ordering Information

SKU	37511
Finish	Natural Brass
Finish Code	BK
Style	Industrial
UPC	737995375119

Finish Options

-  Black
-  Natural Brass
-  Olde Bronze



ALSO IN THIS FAMILY



37510



37509



37508



37507



37512



37379