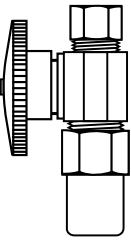
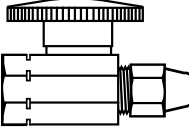
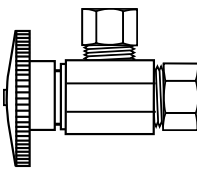
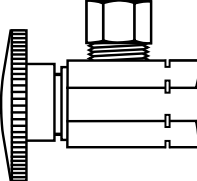
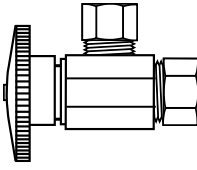
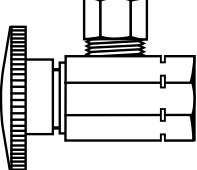


| Part Number                                                                         | Item Description                                                                             | UPC No. | Box Qty | Box Wt | Ship Ctn Qty | Ship Ctn Wt | Ship Cubic Ft |
|-------------------------------------------------------------------------------------|----------------------------------------------------------------------------------------------|---------|---------|--------|--------------|-------------|---------------|
|    | <b>QUARTER TURN STRAIGHT TRANSITION VALVES</b><br><b>1/2" NOM. CPVC X 3/8" O.D. TUBE</b>     |         |         |        |              |             |               |
|                                                                                     | <b>PP32-2PC</b><br>Chrome Plated<br>1 Per Card. 4.625"H x 3"W                                | 03202 1 | 6       | 2.2    | 24           | 8.9         | .35           |
|                                                                                     | <b>PP20322</b><br>Chrome Plated<br>1 Per Bag. 5.5"H x 4"W                                    | 20322 3 | -       | -      | 10           | 4.0         | .17           |
|    | <b>QUARTER TURN STRAIGHT FLARE STOP</b><br><b>3/8" O.D. x 1/2" I.P.T.</b>                    |         |         |        |              |             |               |
|                                                                                     | <b>PP44-82-F</b><br>1 Per Card. 4.625"H x 3"W                                                | 04482 6 | 6       | 2.4    | 24           | 9.6         | -             |
|    | <b>QUARTER TURN ANGLE SHUT OFF VALVES</b><br><b>3/8" O.D. - 3/8" O.D. COMPRESSION</b>        |         |         |        |              |             |               |
|                                                                                     | <b>PP7259PC</b><br>Chrome Plated<br>1 Per Bag. 5.81"H x 4.25"W                               | 07259 1 | -       | -      | 10           | 3.1         | .44           |
|                                                                                     | <b>PP20066</b><br>Chrome Plated<br>1 Per Bag. 5.81"H x 4.25"W                                | 20066 6 | -       | -      | 10           | 3.1         | .08           |
|  | <b>QUARTER TURN ANGLE SHUT OFF VALVES</b><br><b>3/8" F.I.P. - 3/8" O.D.</b>                  |         |         |        |              |             |               |
|                                                                                     | <b>PP50PC</b><br>Chrome Plated<br>1 Per Card. 4.625"H x 3"W                                  | 00050 1 | 6       | 1.4    | 24           | 5.8         | .35           |
|                                                                                     | <b>PP50PB</b><br>Polished Brass<br>1 Per Card. 4.625"H x 3"W                                 | 99950 8 | 6       | 1.8    | 24           | 7.3         | .35           |
|                                                                                     | <b>PP20050</b><br>Chrome Plated<br>1 Per Bag. 5.5"H x 4"W                                    | 20050 5 | -       | -      | 25           | 5.1         | .17           |
|  | <b>QUARTER TURN ANGLE SHUT OFF VALVES</b><br><b>5/8" O.D. (1/2" NOM. COPPER) X 3/8" O.D.</b> |         |         |        |              |             |               |
|                                                                                     | <b>PP61PC</b><br>Chrome Plated<br>1 Per Card. 4.625"H x 3"W                                  | 00061 7 | 6       | 1.6    | 24           | 6.2         | .35           |
|                                                                                     | <b>PP61PB</b><br>Polished Brass<br>1 Per Card. 4.625"H x 3"W                                 | 99961 4 | 6       | 2.1    | 24           | 8.3         | .35           |
|                                                                                     | <b>PP20061</b><br>Chrome Plated<br>1 Per Bag. 5.5"H x 4"W                                    | 20061 1 | -       | -      | 15           | 3.4         | .17           |
|  | <b>QUARTER TURN ANGLE SHUT OFF VALVES</b><br><b>1/2" F.I.P. X 3/8" O.D.</b>                  |         |         |        |              |             |               |
|                                                                                     | <b>PP51PC</b><br>Chrome Plated<br>1 Per Card. 4.5"H x 3.5"W                                  | 00051 8 | 6       | 1.7    | 24           | 6.8         | .35           |

WATER SUPPLIES