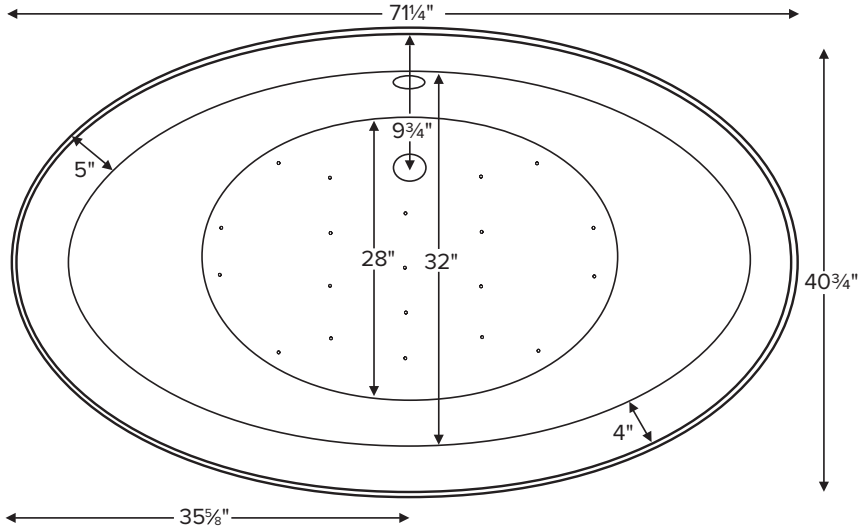


Victoria 4

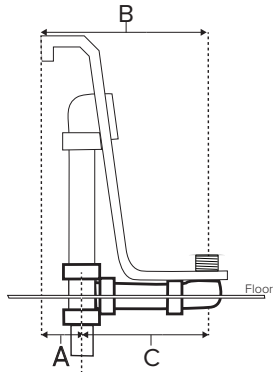


MODEL 118	
71.25" x 40.75" x 23"	
FREESTANDING 80 gal to overflow	
Acrylic CXL®	DoloMatte®
175 lbs / 79 kg	<SOAKER> 197 lbs / 89 kg
Filling this tub to the maximum may require an above average size or dedicated water heater.	

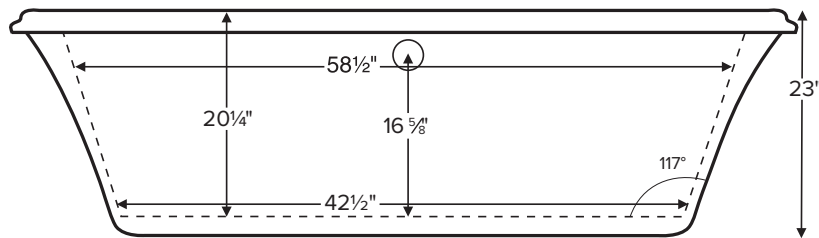


Drain Rough-In Measurements

A	B	C
4 1/4"	9 3/4"	5 1/2"



Requires use of a wall-mounted or freestanding tub filler.  
Shown with Air Massage Package.



Access panel  
7 1/8" x 16 1/8"



ELECTRICAL COMPONENTS & SPECIFICATIONS

Hydrotherapy Package	Components Included	110V GFCI
Air Massage	heated blower	1-15 amp
Air Massage Elite	heated blower, chromatherapy	1-15 amp

Electrical requirements may change with the addition of optional therapy components.  
See specific option details or installation information.  
CSA Certified C/US; B45.5/IAPMO ANSI Z124.1 and ANSI 112.19.7

See the Installation & Operation Manual for more details.  
MTI's Customer Service: Monday-Friday 8am-6pm EST  
800-783-8827 or service@mtibaths.com

IMPORTANT ORDERING & INSTALLATION INFORMATION:

- Before ordering or installing, please consider future access to equipment.
- Comes equipped with an access panel on the drain side for installation of waste and overflow.
- Air baths require job site preparations for remote mounting the blower and required check valve. Check valve must be installed higher than the rim of the tub.
- Hydrotherapy equipment may ship loose for remote installation depending on tub model. See package content on the following page for details.
- Radiance placed on floor locations will affect placement of air jets.
- Faucet valves cannot be installed on this tub model.
- All tubs are in accordance with CSA B45.5/IAPMO Z124 standard and compliant with ASTM C 1028-07 coefficient of friction. DoloMatte meets ANSI A137.1/A326.3 coefficient of friction and AS HB198:2014 pendulum slip resistance testing.

- Before discarding tub packaging, check for accessories that may be packaged inside.
- All product measurements are ±1/2".
- Specifications and configurations are subject to change without notice.
- Measurements herein supersede all others published prior to publication date below.



Victoria 4

MODEL 118

71.25" x 40.75" x 23"

Hydrotherapy Packages	Package Contents	Acrylic CXL®		DoloMatte®	
		Part #	MSRP	Part #	MSRP
Soaker	Soaking bath - no jets; includes a pre-leveled foam base.	<b>S118</b>	<b>\$5,790</b>	<b>S118DM</b>	<b>\$6,510</b>
Air Massage	20 air jets, heated air blower, pre-leveled foam base. Blower and control boxes must be remote located.	<b>AST118</b>	<b>\$9,075</b>	<b>AST118DM</b>	<b>\$9,795</b>
Air Massage Elite	30 air jets, heated air blower, Chromatherapy LED lighting, Spa Mode, pre-leveled foam base. Blower, control boxes and Spa Mode keypad must be remote located/mounted.	<b>AE118</b>	<b>\$10,785</b>	<b>AE118DM</b>	<b>\$11,505</b>

RECOMMENDED SENSORY THERAPIES

**Chromatherapy**

(LE) **\$800** underwater lighting  
2 LED lights included

**Audiotherapy**

(STEREOBT) **\$1,390** 2 transducers  
with bluetooth and amplifier  
(BTREMOTE) **\$600** bluetooth remote

(STEREOH202) **\$1,575** 4 transducers  
amplifier not included

**Thermaltherapy**

(RAD100) **\$1,595** Radiance®  
2 heated zones included

**Options** *Must be ordered at time of purchase*

**Standard Colors** White (CWH) DoloMatte available in matte white only.  
Biscuit (CBS) Not available for DoloMatte.

**Quick Ship** reduces lead time (QSPRI) **\$430**  
*Please call for availability*

**Textured Bottom** (TXTBTM) Acrylic CXL® only **\$105**  
DoloMatte® exceeds ANSI A137.1/A326.3 and AS HB198 slip tests.

**Virtual Spout** high-flow integrated tub filler (FPMJ) **\$450**

**Grab Bars** from **\$330** (1 set of 2)  
Grab bars are factory-installed to the left and right of the overflow. Go to Acrylic Tub Options on [mtibaths.com](http://mtibaths.com) for details before ordering.  
*Color and finish selections vary.*

**Accessories**

**Pillows** from **\$180**

**Teak Bath Mat** (TKMAT3018) **\$815**  
*Custom sizes also available. Contact MTI for details and pricing.*

**Floor-Mounted High-Flow Tub Filler**  
Contemporary  
Chrome (FILLC) **\$1,480**  
Brushed Nickel (FILLBN) **\$1,710**

**Faucet Stand** SculptureStone® Standard

**Small** 3-hole capacity  
**14¼" w x 21¾" h**  
Matte (STAND) **\$725**

**Large** 5-hole capacity  
**22" w x 21¾" h**  
Matte (STANDL) **\$855**

**+\$430 gloss finish upcharge** (SSGLOSSSNK)



Victoria 4

MODEL 118

71.25" x 40.75" x 23"

Cable Driven

Turn the overflow knob clockwise to open the drain, then counterclockwise to close the drain.



- Drain Finishes - PVC Drain Kit**
- White/Bone/Biscuit (WOCDW) **\$440**
- Chrome (WOC) **\$410**
- Brushed Nickel (WOCDBN) **\$490**
- Polished Nickel (WOCDPN) **\$540**
- Oil-Rubbed Bronze<sup>1</sup> (WOCBOR) **\$550**
- Polished Brass (WOCDBR) **\$690**
- Special Finishes\* (WOCDSF) **\$1,135**

MTI does not offer a brass body cable drain kit.

Lift & Turn

Simple lift & turn to open. Lift, turn & release to close.



- Drain Finishes - PVC Drain Kit**
- Chrome (WOC) **\$185**
- White (WOW) **\$245**
- Brushed Nickel (WOBN) **\$305**

Toe Tap Push down on drain cover to open and close.



- Round Overflow - PVC Drain Kit**
- Chrome (WOTT) **\$380**
- Brushed Nickel (WOTTBN) **\$385**
- Polished Nickel (WOTTPN) **\$385**
- Special Finishes\* (WOTTSF) **\$1,145**



- Round Overflow - Solid Brass Drain**
- Chrome (WOTTSBC) **\$810**
- Brushed Nickel (WOTTSBBN) **\$810**
- Polished Nickel (WOTTSBPN) **\$810**

\* Allow 2-4 weeks lead time for Special Finishes. Send sample for best match.  
<sup>1</sup>Oil Rubbed Bronze finishes vary among manufacturers. MTI has selected a finish that is compatible with many available. To ensure best match, order as a Special Finish and submit a sample.

**NOTE:** MTI does not warrant drain kits or finishes, though drain kits may carry a direct factory warranty from the manufacturer. Proper drain installation is the responsibility of the installer. MTI's tub warranty does not cover drain leakage.

