

THIS SPACE FOR DESIGNER/ENGINEER APPROVAL


Job/Customer _____	Date _____	Contractor _____
Model Specified _____	Qty _____	Approved By _____
Designer/Engineer _____	Date _____	Contractor's PO# _____
Submitted By _____	Date _____	Other _____

H-2650W Series

Forged Dezincification Resistant Brass Push Fittings

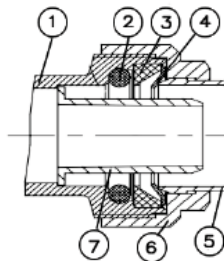
200 PSI / 200° F Max

ISO 9001

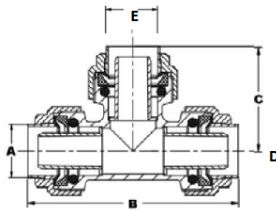


Lead free products are certified to ASSE 1061 & NSF/ANSI 61-G

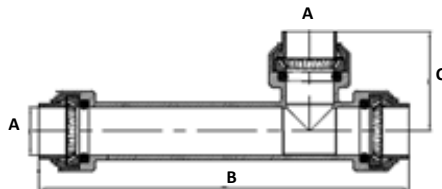
TEMP °F	WOG
100	200
150	200
200	200
250	N/A
300	N/A
350	N/A
366	N/A



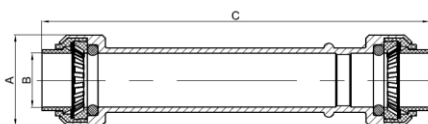
NO.	DESCRIPTION	MATERIAL
1	BODY	BRASS
2	O-RING	EPDM
3	PROTECTOR	PLASTIC
4	GRIP RING	STAINLESS STEEL
5	RELEASE COLLAR	PLASTIC
6	NUT	BRASS
7	INNER LINING	PLASTIC



Lead Free		Size	A	B	C	D	E
Item#	Ctn/Case						
26502W	12/120	½"	1/2	2 1/2	1 3/8	1/2	1/2
26503W	12/120	¾"	3/4	3 1/8	1 5/8	3/4	3/4
26522W	18/180	¾" x ½" x ½"	3/4	2 13/16	1 5/16	1/2	1/2
26532W	15/150	¾" x ¾" x ½"	3/4	2 7/8	1 7/16	3/4	1/2
26533W	12/120	¾" x ½" x ¾"	3/4	2 7/8	1 1/2	1/2	3/4
26504W	6/60	1"	1	3 5/8	1 15/16	1	1
26543W	6/60	1" x 1" x ¾"	1	3 3/8	1 ¾	1	3/4



ITEM #	Size	Ctn/Case	A	B	C
26702W	½"	8/80	1/2	7/8	5 1/16
26703W	¾"	6/60	3/4	7/8	5 5/16



ITEM #	Size	Ctn/Case	A	B	C
26722W	½"	8/80	1/2	5 1/16	1 1/16
26733W	¾"	6/60	3/4	5 5/16	1 3/16

ITEM #	Size	Ctn/Case	A	B	C
26122W	½"	15/150	1 1/16	1/2	4 1/2
26133W	¾"	5/50	1 1/4	3/4	4 1/2
26144W	1"	5/50	1 5/8	1	4 1/2



Quality and Commitment Since 1954

www.webstonevalves.com • Tel: (800) 225-9529 • Fax (800) 336-5133

Webstone product specifications in U.S. customary units are approximate and are provided for reference only. Webstone reserves the right to change or modify product design, construction, specifications or materials without prior notice and without incurring any obligation to make such changes and modifications on Webstone products previously or subsequently sold.

2610-2610Wspec_0814144