



SharkBite® Barb Connection System

PEX Barb Fittings, Manifolds, Valves, Clamp or Crimp Rings and Tools

DESCRIPTION

SharkBite® barb fittings are for use in residential or commercial applications.

Applications:

- Hot and cold potable water systems
- Radiant Heating (glycol up to 100% mix)




FEATURES AND BENEFITS

Broad line of fittings, manifolds, regulator, thermostatic and ball valves:
A typical barb system offers the lowest material cost.

CLAMP ring connections (see Installation Guide for details):
The time saving clamp rings and tool offer reduced equipment cost, one tool clamps all sizes and the necessity to check each fitting ring with a go / no-go gauge is eliminated.

CRIMP ring connections (see Installation Guide for details):
Copper crimp rings and the heavy duty tool with interchangeable jaws, does not require calibration and allows each joint to be checked with a go / no-go gauge.

SPECIFICATION

Using the PEX plastic pipe cutters to cut the pipe to length, making sure that you have a good square cut. Slide the correct size Sharkbite clamp or crimp ring over the pipe approximately 2" past the end of the pipe. Push the pipe onto the Sharkbite barbed fitting until it touches the fitting.  Under. Position the clamp or crimp ring 1/8"-1/4" from the end of the tube. When making clamp connections, position the open jaws of the clamp tool over the raised tabs of the clamp ring and squeeze. Verify the connection is secure by visually checking the clamp tab. Make crimp connections by placing the jaws of the crimp tool over the copper crimp ring and squeezing until the jaws close completely. Verify that the connection is secure using the go / no-go gauge.





TYPICAL INSTALLATION*



1 Make a square cut.



2 Slide clamp or crimp ring over tube.



3 Push the PEX tubing onto the fitting against the fitting shoulder.



4 Position Clamp Tool jaws over raised tab of clamp ring and squeeze.



5 Position Crimp Tool jaws over crimp ring and squeeze.



6 Verify connection is secure. Use go/no-go gauge on crimp rings.

*Refer to the PEX Installation Guide for detailed information.

SPECIFICATION DATA

Materials:

Brass Barb fittings DZR Lead Free Brass
 Poly Barb fittings engineered polymer
 Clamp rings Stainless Steel
 Crimp rings Copper AVAILABLE CONNECTIONS
 (Style: Body spec data)

Performance:

Maximum pressure 200 psi
 Maximum temperature 160°F (71°C)
 Service Potable water

CERTIFICATIONS

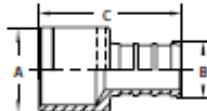
The SharkBite barb fittings and crimp rings meet ASTM F877 requirements. Brass barb meets ASTM F1807, poly barb meets ASTM F2098, copper crimp rings meet ASTM F1807, and clamp rings meet ASTM F2098 requirements. All SharkBite® PEX Pipe system components are listed to the NSF/ANSI 14 Standard.





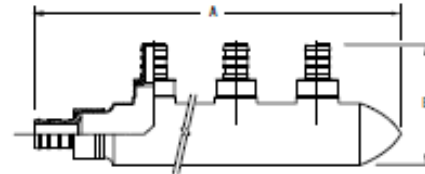
Coupling Dimensions

P/N	A	B
UC006	3/8"	1.4"
UC008	1/2"	1.4"
UC016	3/4"	1.4"
UC020	1"	1.7"



Sweat Adaptor Dimensions

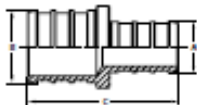
P/N	A	B	C
UC600	1/2" F	1/2"	1.38"
UC606	3/4" F	3/4"	1.56"
UC607	1/2" M	1/2"	1.29"
UC608	3/4" M	3/4"	1.50"
UC609	1" M	1"	1.88"



Barb Manifold Dimensions

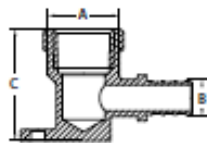
(1" trunk, 3/4" barb inlet & outlet, 1/2" barb ports - 2" on center)

P/N	type	A	B
22783	3 port closed	8.53"	2.29"
22785	4 port closed	10.53"	
22787	6 port closed	14.53"	
22789	8 port closed	18.53"	
22784	3 port open	9.9"	
22786	4 port open	11.9"	
22788	6 port open	15.9"	
22790	8 port open	19.9"	



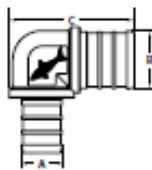
Reducing Coupling Dimensions

P/N	A	B	C
UC009	3/8"	1/2"	1.4"
UC058	1/2"	3/4"	1.4"
UC060	3/4"	1"	1.56"



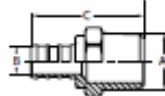
Drop Ear Elbow Dimensions

P/N	A	B	C
UC120	1/2" FNPT	1/2"	1.6"



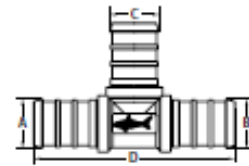
Elbow Dimensions

P/N	A	B	C
UC246	3/8"	3/8"	.95"
UC248	1/2"	1/2"	.96"
UC256	3/4"	3/4"	1.1"
UC260	1"	1"	1.3"
UC274	1/2"	3/4"	1.7"



Straight Connector Dimensions

P/N	A	B	C
UC120	1/2" MNPT	1/2"	1.6"



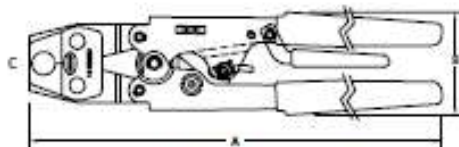
Tee Dimensions

P/N	A	B	C	D
UC360	3/8"	3/8"	3/8"	1.89"
UC362	1/2"	1/2"	1/2"	1.96"
UC370	3/4"	3/4"	3/4"	2.12"
UC374	1"	1"	1"	2.67"
UC412	3/4"	3/4"	1/2"	2.12"
UC414	1"	3/4"	3/4"	2.5"
UC416	1"	1"	3/4"	2.67"
UC444	3/4"	1/2"	3/4"	2.17"
UC454	3/4"	1/2"	1/2"	2.13"



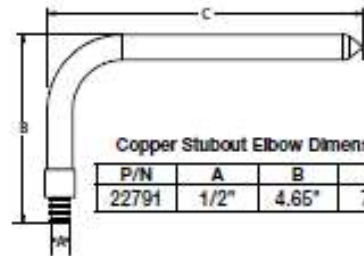
Clamp Dimensions

P/N	A
UC952	3/8"
UC953	1/2"
UC955	3/4"
UC956	1"



CLAMP Tool Dimensions

P/N	A	B	C (use for clamp sizes)
UC961	10-15/16"	2-1/8"	3/8", 1/2", 5/8", 3/4", 1"



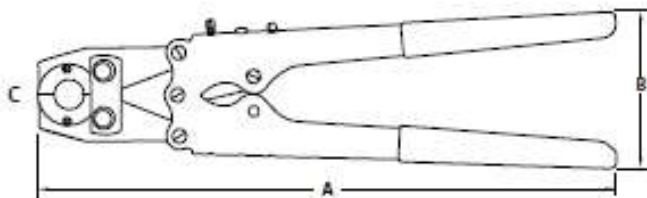
Copper Stubout Elbow Dimensions

P/N	A	B	C
22791	1/2"	4.65"	7.8"



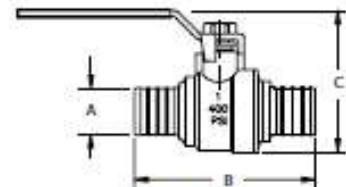
Crimp Ring Dimensions

P/N	A
23101	3/8"
23102	1/2"
23103	3/4"
23104	1"



CRIMP Tool Dimensions

P/N	A	B	C (interchangeable jaw sizes)
23100	18-1/2"	5"	3/8", 1/2", 5/8", 3/4", 1"



Barb Ball Valve

P/N	A	B	C
22461	1/2"	3.32	2.46
22462	3/4"	-	-
22463	1"	3.70	3.27