

Transitional Collection Series B Multi-Spray Handshower

FEATURES

- Maximum flow rate of 2.5 gpm (9.5 lpm)
- Multifunction handshower with 5 spray modes
 - Spray
 - Spray & Massage Combo
 - Massage
 - Mist
 - Pause
- 4-1/2" handshower
- 4" diameter spray face
- Rubber nozzles to prevent limescale build up
- G 1/2" connection

COLORS/FINISHES

- #CP Polished Chrome
- #BN Brushed Nickel
- #PN Polished Nickel

CODES/STANDARDS

- Meets or exceeds ASME A112.18.1/CSA B125.1
- Certifications: IAPMO(cUPC), State of Massachusetts and others
- Code Compliance: UPC, IPC, NSPC, NPC Canada, and others



PRODUCT SPECIFICATION

The multi-spray handshower shall have a maximum flow rate of 2.5 gpm (9.5 lpm). Product shall have a 4-1/2" handshower and a 4" diameter spray face. Product shall have 5 multifunction spray modes. Spray modes shall be spray, spray and massage combo, massage, mist and pause. Product shall have rubber nozzles to prevent limescale build up. Product shall be TOTO Model TS400F55# ____.



TS400F55: Transitional Collection Series B Multi-Spray Handshower 4-1/2"

Please note the following components are sold separately:



TS101R
Wall Outlet



TS101S
Shower Arm Mount



TS101V
Handshower Wall-Mount



TS101W60
Shower Hose 60"

TS400F55

Transitional Collection Series B Multi-Spray Handshower

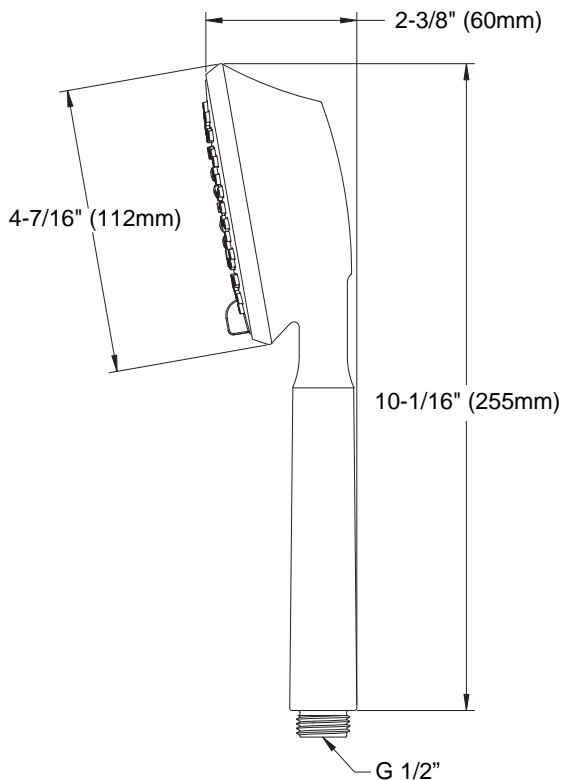
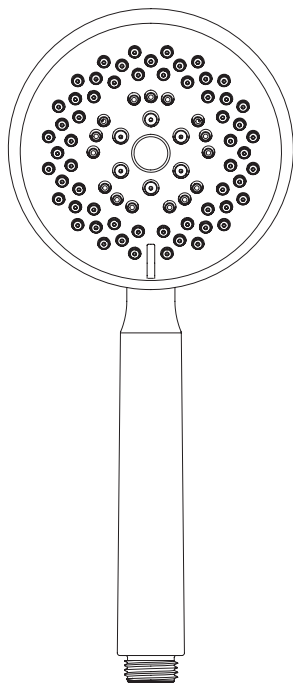
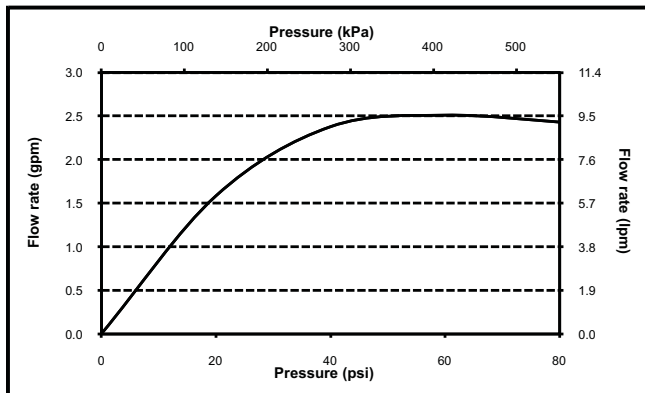
SPECIFICATIONS

- Warranty: Lifetime Limited Warranty (Residential Use)
One Year (Commercial Use)
- Material: ABS
- Shipping Weight: 0.9 lbs.
- Shipping Dimensions: 4"L x 4-1/4"W x 11-1/4"H
- Maximum Flow Rate: 2.5 gpm (9.5 lpm)

INSTALLATION NOTES

OPTIONAL HANDSHOWER COMPONENTS:

- TS101R: Wall Outlet
- TS101S: Shower Arm Mount
- TS101V: Handshower Wall-Mount
- TS101W60: Shower Hose 60"



TOTO

These dimensions and specifications are subject to change without notice