



Model 975XL2

Reduced Pressure Principle Assembly

Application

Ideal for use where Lead-Free* valves are required. Designed for installation on potable water lines to protect against both backsiphonage and backpressure of contaminated water into the potable water supply. Assembly shall provide protection where a potential health hazard exists. The assembly can be configured with a relief valve sensor that detects and signals excessive water discharge that, if left undetected, may cause property damage from flooding.

Standards Compliance

- ASSE® Listed 1013
- cUPC® Listed
- CSA® Certified B64.4
- AWWA Compliant C511
- Approved by the Foundation for Cross Connection Control and Hydraulic Research at the University of Southern California
- Meets the requirements of NSF/ANSI/CAN 61 and 372*
*(Less than 0.25% Weighted Average Lead Content)
- UL® Classified (less shut-off valves or with OS&Y valves)
- C-UL® Classified


Materials

Main valve body	Low Lead Cast Bronze ASTM B 584
Access covers	Low Lead Cast Bronze ASTM B 584
Fasteners	Stainless Steel, 300 Series
Elastomers	Silicone
	Buna Nitrile
Polymers	Noryl™
Springs	Stainless Steel, 300 series
Ball valve handles	Stainless Steel

Features

Sizes:	3/4", 1", 1-1/4", 1-1/2", 2"
Maximum working water pressure	175 PSI
Maximum working water temperature	180°F
Hydrostatic test pressure	350 PSI
End connections	Threaded
	ANSI B1.20.1

Relief Valve discharge port:	
3/4" - 1"	- 0.63 sq. in.
1 1/4" - 2"	- 1.19 sq. in.



LEAD FREE



NSF/ANSI/CAN 61



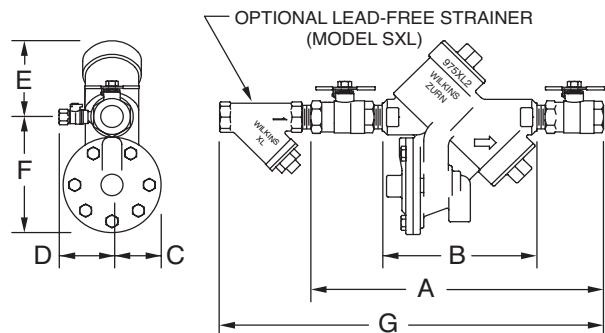
Options

(Suffixes can be combined)

- with full port QT ball valves (standard)
- S - with bronze "Y" type strainer
- FT - with integral male 45° flare SAE test fitting
- TCU - with test cocks up
- SE - with street elbows (3/4" & 1")
- MS - with relief valve excessive discharge sensor for flood detection and two-wire connection
- U - with union ball valves

Accessories

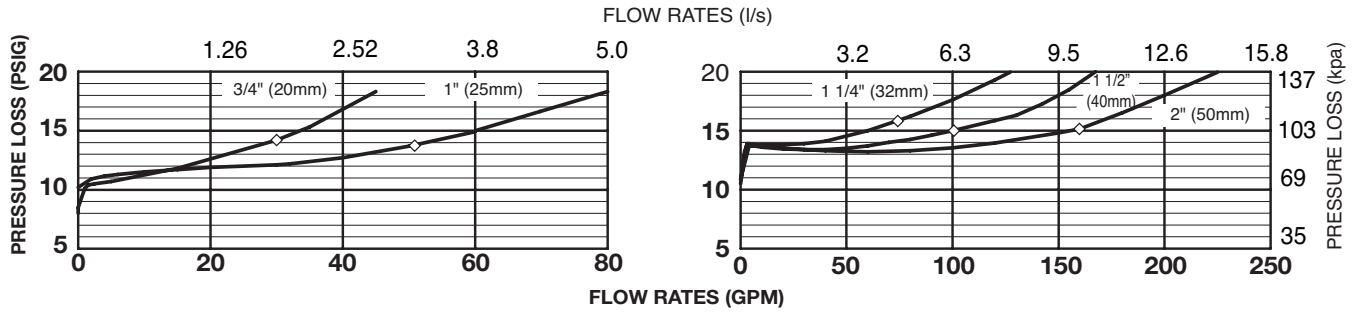
- Air gap (Model AG)
- Repair kits (rubber only)
- Thermal expansion tank (Mdl. XT)
- Soft seated check valve (Model 40XL2)
- Shock arrester (Model 1260XL)
- QT-SET Quick Test Fitting Set
- Relief Valve Monitoring Retrofit Kit (RFK-975XL2MS)



Dimensions & Weights (do not include pkg.)

MODEL SIZE		DIMENSIONS (approximate)														WITH BALL VALVES	
		A		B		C		D		E		F		G			
in.	mm	in.	mm	in.	mm	in.	mm	in.	mm	in.	mm	in.	mm	in.	mm	lbs.	kg
3/4	20	12	305	7 3/4	197	2 1/8	54	3	76	3 1/2	89	5	127	16 1/8	410	12	5.5
1	25	13	330	7 3/4	197	2 1/8	54	3	76	3 1/2	89	5	127	17 3/8	441	14	6.4
1 1/4	32	17	432	10 15/16	278	2 3/4	70	3 1/2	89	5	127	6 3/4	171	22 9/16	573	28	12.7
1 1/2	40	17 3/8	441	10 15/16	278	2 3/4	70	3 1/2	89	5	127	6 3/4	171	24 1/16	611	28	12.7
2	50	18 1/2	470	10 15/16	278	2 3/4	70	3 1/2	89	5	127	6 3/4	171	26 1/2	673	34	15.4

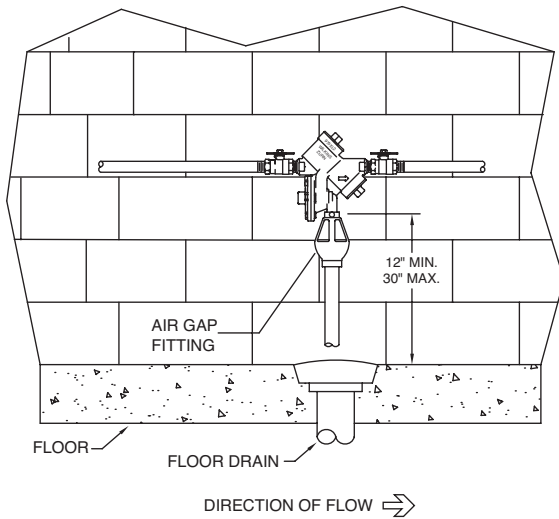
MODEL 975XL2 3/4", 1", 1 1/4", 1 1/2" & 2" (STANDARD & METRIC)



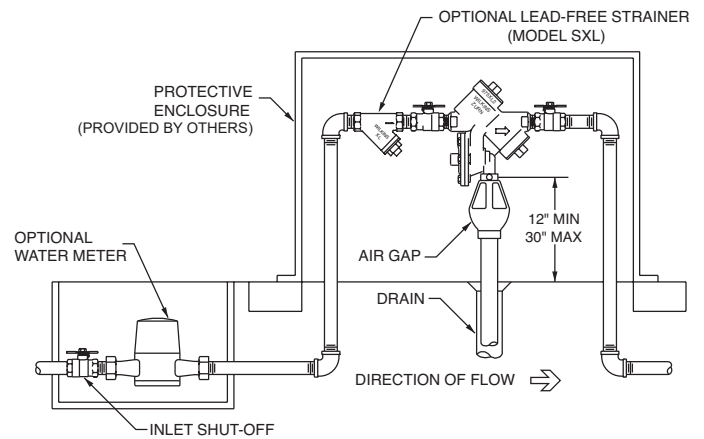
Typical Installation

Local codes shall govern installation requirements. To be installed in accordance with the manufacturers' instructions and the latest edition of the Uniform Plumbing Code. Unless otherwise specified, the assembly shall be mounted at a minimum of 12" (305mm) and a maximum of 30" (762mm) above adequate drains with sufficient side clearance for testing and maintenance. The installation shall be made so that no part of the unit can be submerged.

Capacity thru Schedule 40 Pipe				
Pipe size	5 ft/sec	7.5 ft/sec	10 ft/sec	15 ft/sec
1/8"	1	1	2	3
1/4"	2	2	3	5
3/8"	3	4	6	9
1/2"	5	7	9	14
3/4"	8	12	17	25
1"	13	20	27	40
1 1/4"	23	35	47	70
1 1/2"	32	48	63	95
2"	52	78	105	167



INDOOR INSTALLATION



OUTDOOR INSTALLATION

Specifications

The Reduced Pressure Principle Backflow Preventer shall be certified to NSF/ANSI/CAN 61, shall be ASSE® Listed 1013, rated to 180°F, and supplied with full port ball valves. The main body and access covers shall be low lead bronze (ASTM B 584), the seat ring and all internal polymers shall be Noryl™ and the seat disc elastomers shall be silicone. The first and second checks shall be accessible for maintenance without removing the relief valve or the entire device from the line. If installed indoors, the installation shall be supplied with an air gap adapter. The assembly shall be configurable to include a sensor to monitor excessive water discharge from the relief valve for flood detection. The Reduced Pressure Principle Backflow Preventer shall be a ZURN WILKINS Model 975XL2.